



“STUDENTS’ FEEDBACK ANALYSIS & ACTION TAKEN ”

Prepared by IQAC, Birjhora Kanya Mahavidyalaya, Bongaigaon, Assam.

For the session 2017 -2018

1. **Day and Date** : 12/09/2017, Tuesday
2. **Feedback is taken for** : Measuring Students’ satisfaction level
3. **Total no. of Students** : 214 Nos. (B.A. Final Year)
4. **Number of feedback collected** : 107 nos. of feedback **randomly collected** from the students of different departments .
5. **Sample size** : 50 % of total polutation.
6. **Frequency** : Once in an academic session .
7. **Purpose of feedback** : Feedback is designed to determine the students’ satisfaction level on 10 points parameters about the teaching – learning process.
8. **Students satisfaction level taken into cosideration on 10 parameters :**

Parameter 1 (P1) : Curriculum and Syllabi of the Courses .

Parameter 2 (P2) : Cover the entire syllabus within time .

Parameter 3 (P3) : Course delivery by faculty members in the class.

Parameter 4 (P4) : Makes class interesting with new and innovative method.

Parameter 5 (P5) : Fairness in the internal assessment & assignment.

Parameter 6 (P6) : Usage of teaching aids and ICT in the class by faculty to facilitate teaching .

Parameter 7 (P7) : Provides guidance in academic as well as non-academic matters.

Parameter 8 (P8) : Opportunity for students to participate in project work,students exchange, field visit etc.

Parameter 9 (P9) : Opportunities for out of class room learning (Seminar,Workshop, Competitions etc.)

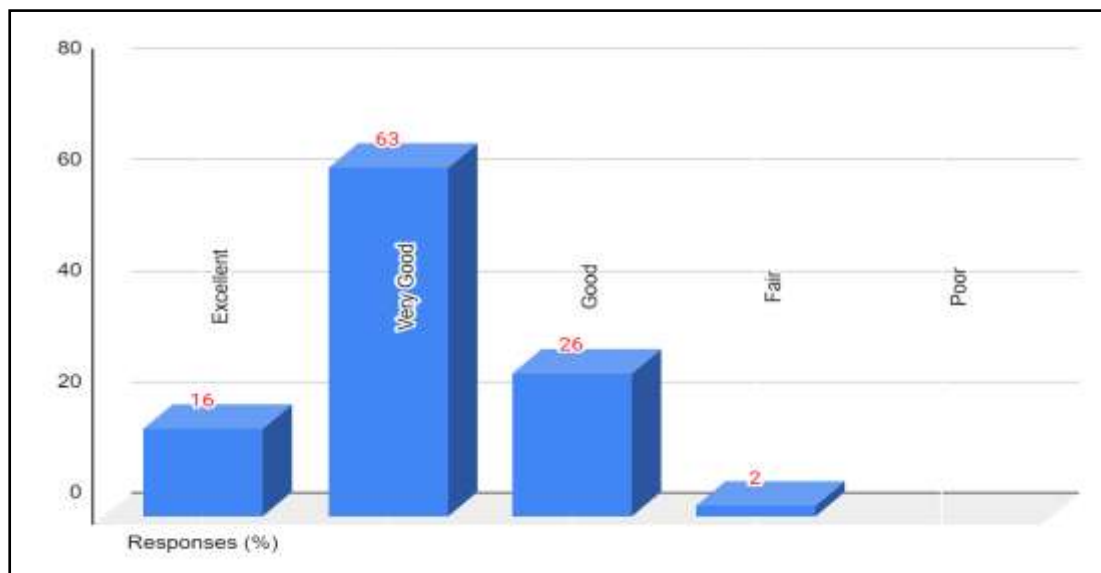
Parameter 10 (P10) : Overall learning Experience.

9. Students’ Feedback analysis :

(a). Anayasis on the basis of bar diagram

Parameter 1 (P1) : Curriculum and Syllabi of the Courses .

Total responses = 107 nos



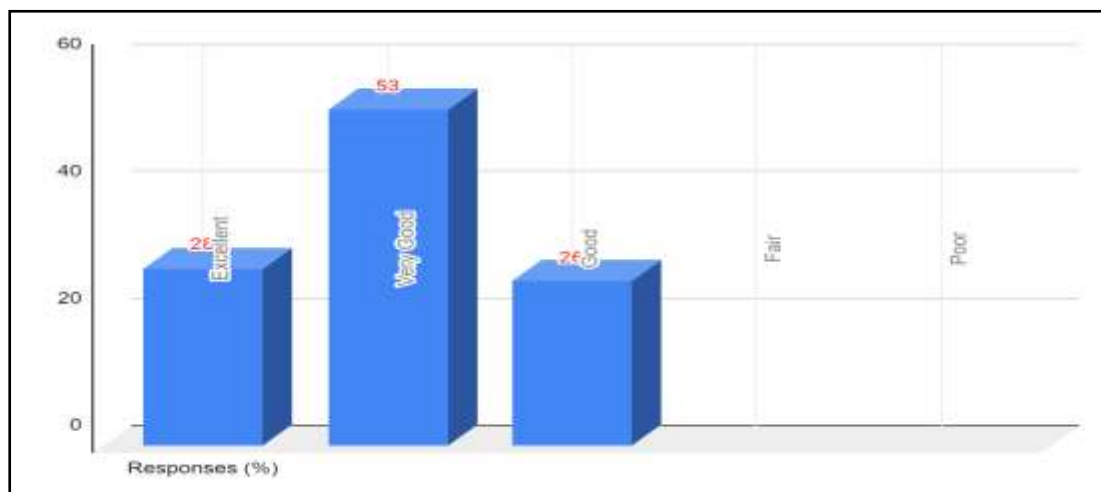
Parameter 2 (P2) : Cover the entire syllabus within time .

Total responses = 107 nos.



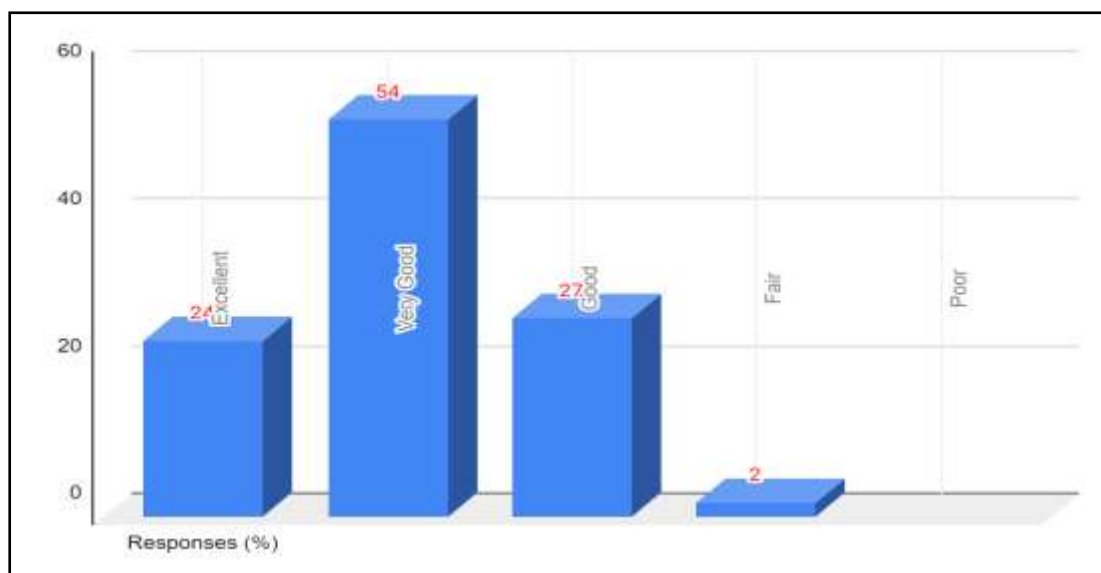
Parameter 3 (P3) : Course delivery by faculty members in the class.

Total responses = 107 nos.



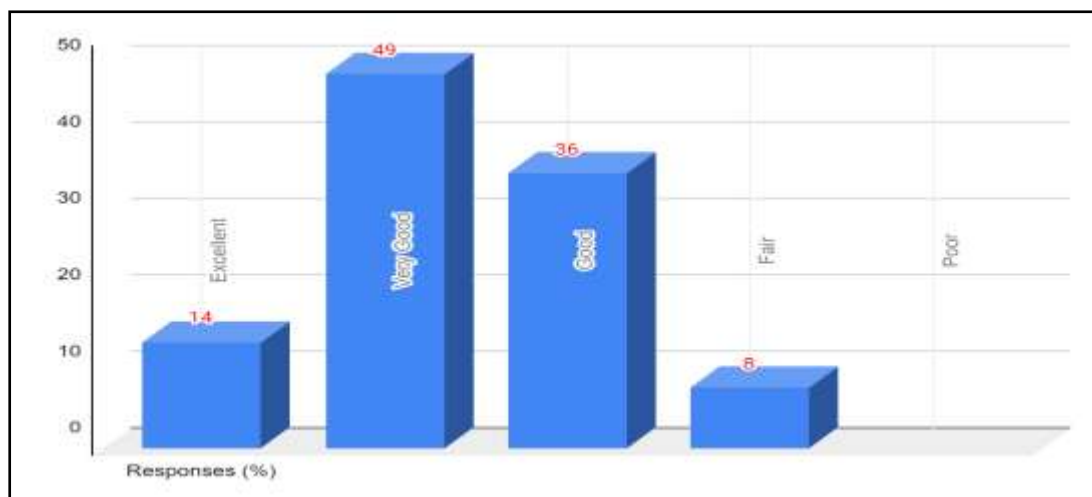
Parameter 4 (P4) : Makes class interesting with new and innovative method.

Total responses = 107 nos.



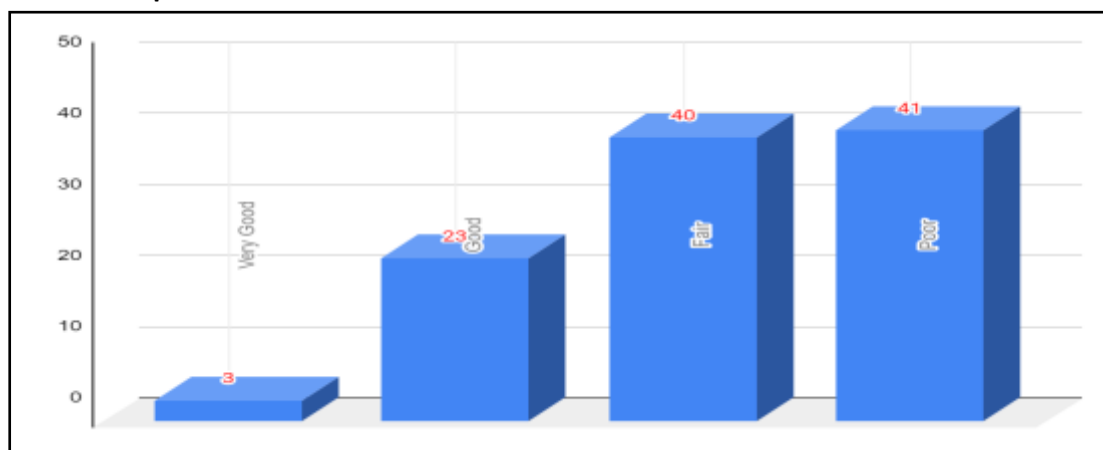
Parameter 5 (P5) : Fairness in the internal assessment & assignment.

Total responses = 107 nos.



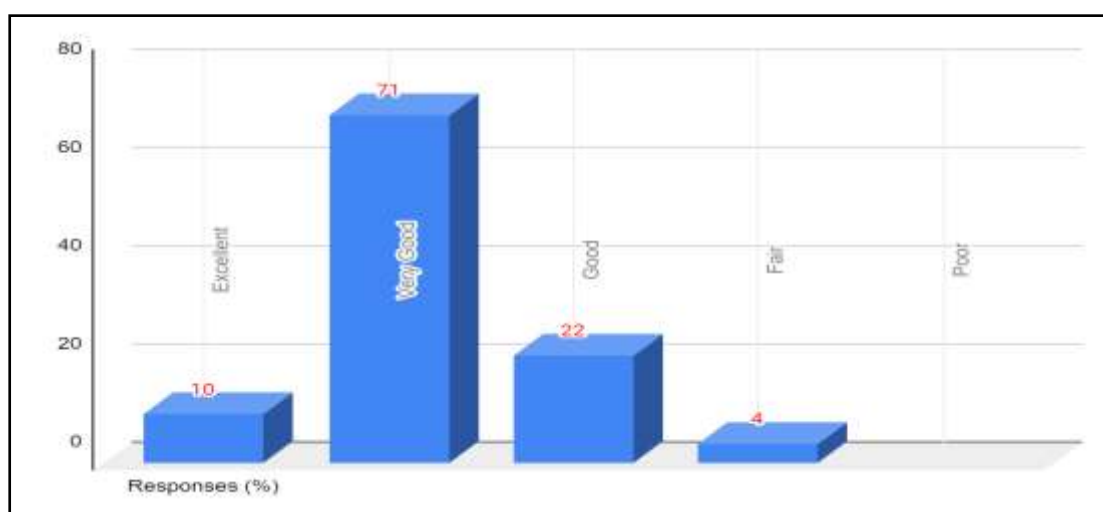
Parameter 6 (P6) : Usage of teaching aids and ICT in the class by faculty to facilitate teaching .

Total responses = 107 nos



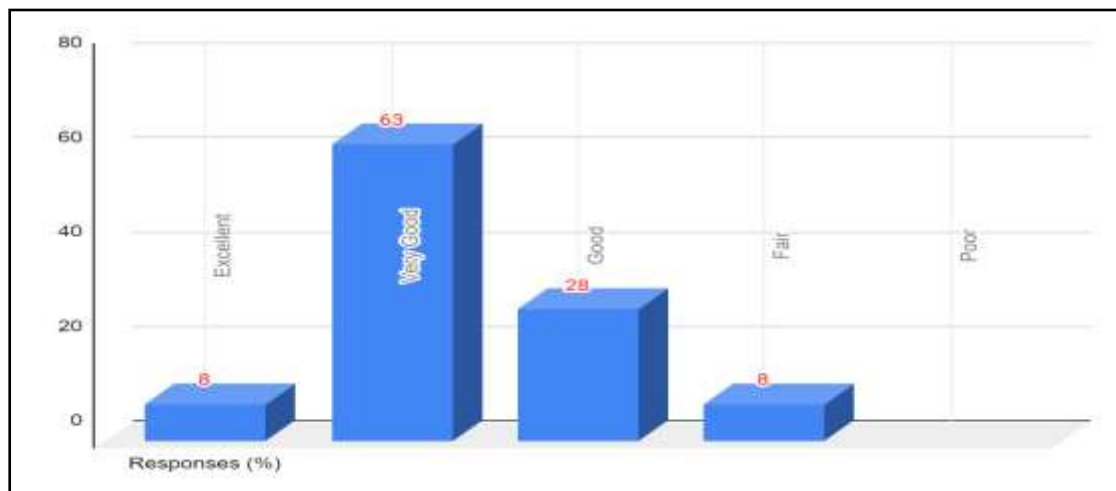
Parameter 7 (P7) : Provides guidance in academic as well as non-academic matters.

Total responses = 107 nos



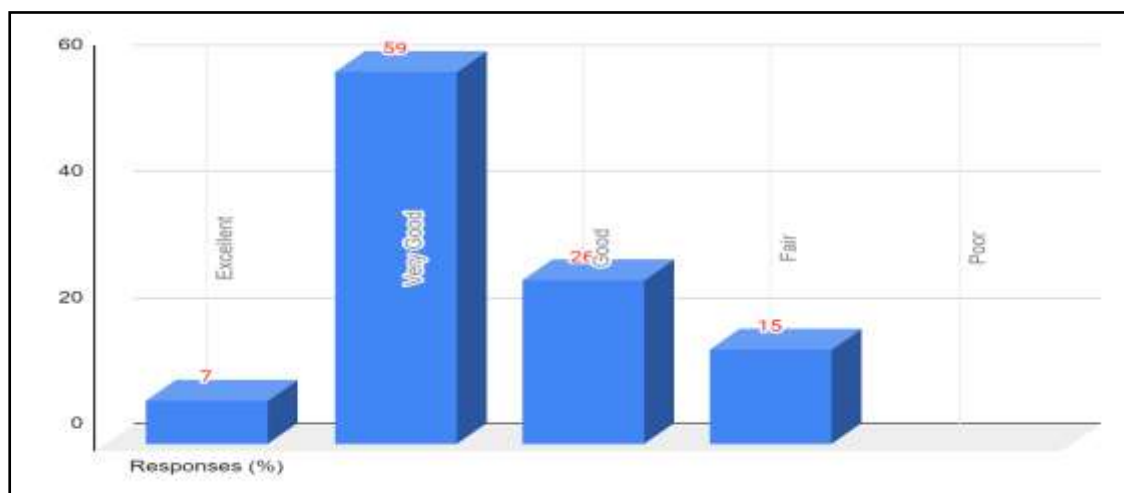
Parameter 8 (P8) : Opportunity for students to participate in project work,students exchange, field visit etc.

Total responses = 107 nos.



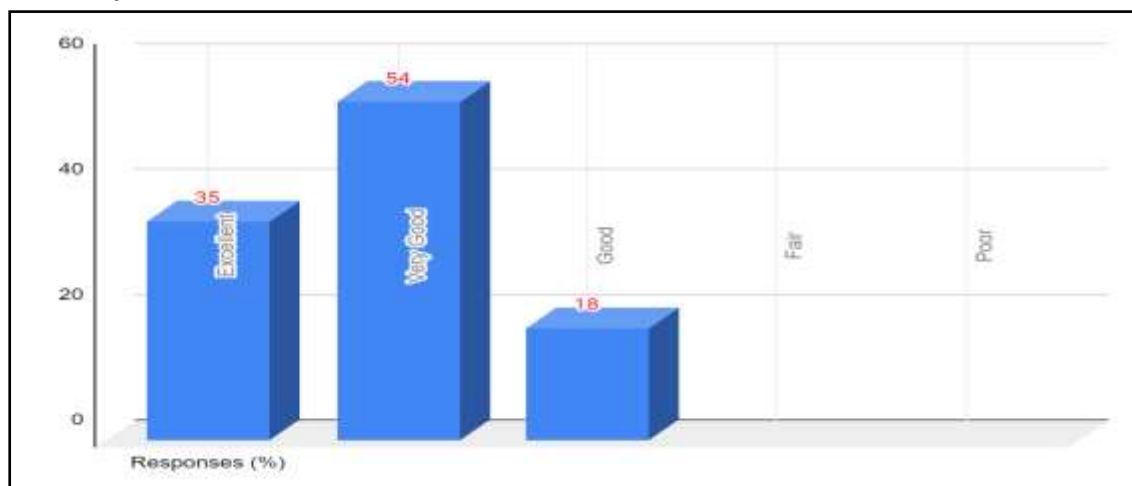
Parameter 9 (P9) : Opportunities for out of class room learning (Seminar,Workshop, Competitions etc.)

Total responses = 107 nos.



Parameter 10 (P10) : Overall learning Experience.

Total responses = 107 nos.



(b.) Data Analysis :

Parameters	Students of B.A. final year (Responses in %)					
	Excellent	Very Good	Good	Fair	Poor	Total
(P1) : Curriculum and Syllabi of the Courses .	16	63	26	2	0	107
	14.95%	58.87%	24.30%	1.89%	-	
(P2) Cover the entire syllabus within time .	33	38	36	0	0	107
	30.84%	35.51%	33.64%	-	-	
P3) : Course delivery by faculty members in the class.	28	53	26	0	0	107
	26.16%	49.52%	24.29%	-	-	
(P4) : Makes class interesting with new and innovative method.	24	54	27	2	0	107
	22.42%	50.46%	25.23%	1.89%	-	
(P5) : Fairness in the internal assessment & assignment.	14	49	36	8	0	107
	13.08%	45.79%	33.64%	7.47%	-	
(P6) : Usage of teaching aids and ICT in the class by faculty to facilitate teaching .	0	3	23	40	41	107
	-	2.80%	21.49%	37.38%	38.31%	
(P7) Provides guidance in academic as well as non-academic matters.	10	71	22	4	0	107
	9.34%	66.35%	20.56%	3.73%	-	
(P8) : Opportunity for students to participate in project work,students exchange, field visit etc.	8	63	28	8	0	107
	7.47%	58.87%	26.16%	7.47%	-	
(P9) : Opportunities for out of class room learning (Seminar,Workshop, Competitions etc.)	7	59	26	15	0	107
	6.54%	55.14%	24.29%	14.01%	-	
(P10) : Overall learning Experience.	35	54	18	0	0	107
	32.71%	50.46%	16.82%	-	-	

(c). Summary of Students' Satisfaction level on 10 points parameters (Using Bar diagram):

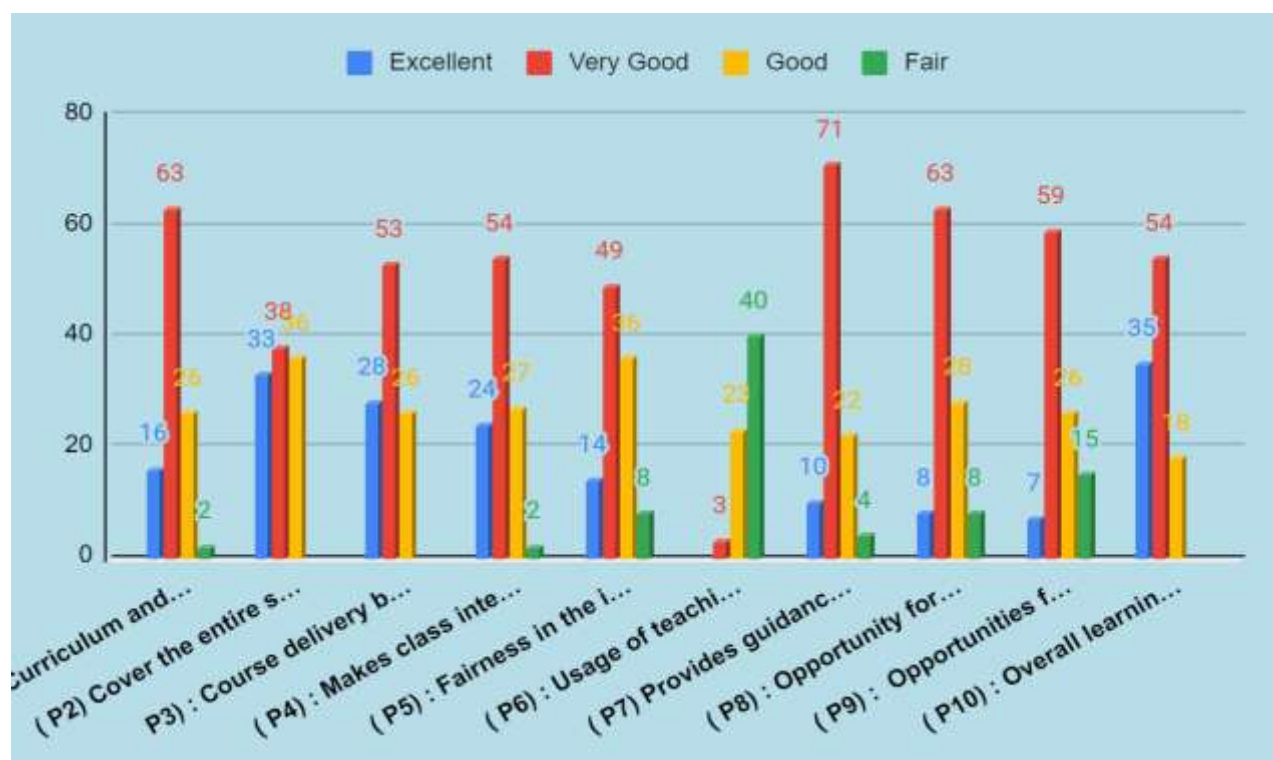


Fig: Bar Diagram.

10. Overall analysis of Students' feedback on 10 points Parameters. (based on Analysis Table & Bar diagram) :

- i) The level of satisfaction on the Parameter - 1 is 58.87% in very good and 14.95% in excellent, which is almost 40 % below the expected level of satisfaction.
- ii) The level of satisfaction regarding Parameter – 2 is 35.51% in very good and 30.84% in excellent level, which is 66.82 % of below of the average satisfaction level.
- iii) In respect of parameter -3 the satisfaction level is 49.52% in very good and 26.16% in excellent, which is 62.16 % below of their average expected level.
- iv) Regarding parameter-4 the level of satisfaction is 50.46% in very good and 22.42% in excellent i.e. which is 63.57 % below of their average level of satisfaction.
- v) The level of satisfaction in case of parameter -5 is 45.79% in very good responses and but almost 50% below of their satisfaction level.
- vi) The level of satisfaction in case of parameter-6 only 2.80% responses is in very good and 38.31% responses are in poor indicating a major dissatisfaction regarding the use of ICT.
- vii) The level of satisfaction in case of parameter- 7 is 66.35 %, which is 35 % below the satisfaction level.

viii) The level of satisfaction in case of parameter- 8 (i.e. **Opportunity for students to participate in project work, students exchange, field visit etc.**) is 58.87 % in very good level of satisfaction and 7.47 % in excellent level of satisfaction .

ix) The level of satisfaction in case of parameter- 9 (i.e. **Opportunities for out of class room learning (Seminar,Workshop, Competitions etc.)**) is 55.14 % ,which is below of their expected level.

x) The level of satisfaction in case of parameter- 10 (i.e. **Overall learning Experience.**) is very good of their expectation level of satisfaction .


11. Significant Suggestions:

- a) The curriculum and the syllabi are not at satisfactory level. Therefore, a suggestion should be forwarded to the affiliating university for modification of the curriculum.
- b) It is also suggestion that the HoD's will think new methods and techniques of course delivery for achieving 100% satisfaction result.
- c) The HoD's are also suggested to frame out some plans and policies for making the internal assessment transparent.
- d) The satisfaction level on the use of ICT in teaching learning is found to be very poor. Hence it is strongly recommended that the authority take some measures to develop the ICT facilities both for the students and faculty members.
- e) Organising more number of seminar and workshops at the institutional level is strongly recommended.

12 . Follow up action:

The suggestion were discussed with the HOD of each department and Principal of the college and it was decided to take necessary action to implement the suggestions to the extent they are viable.

Principal I/C



(Nalini Das Baishya)

Birjhora Kanya Mahavidyalaya,

Bongaigaon, Assam

Date : 27/11/2017

Principal I/C

Co-ordinator, IQAC



(Dr. Kalpana Kalita Das)

Birjhora Kanya Mahavidyalaya,

Bongaigaon, Assam

Date : 27/11/2017

Co-ordinator
IQAC
Birjhora Kanya Mahavidyalaya
Bongaigaon

Enclosures: Birjhora Kanya Mahavidyalaya
Bongaigaon Copy of Feedback Form.



Birjhora Kanya Mahavidyalaya

Estd. 1993

Bongaigaon, Pin – 783380, Assam

Affiliated to Gauhati University

IQAC Feedback Form for Students

(On Curriculum, Course, Teaching-Learning and Evaluation)

Session: 2017-2018

Department: *Education*

Programme: B.A. (Major/General)

5 – Excellent, 4 – Very Good, 3 – Good, 2 – Fair, 1 – Poor

S. No.	Parameter	5	4	3	2	1
1	Curriculum and Syllabi of the Courses		✓			
2	Cover the entire syllabus within time		✓			
3	Course delivery by faculty members in the class		✓			
4	Makes class interesting with new and innovative method		✓			
5	Fairness in the internal assessment & assignment		✓			
6	Usage of teaching aids and ICT in the class by faculty to facilitate teaching				✓	
7	Provides guidance in academic as well as non-academic matters		✓			
8	Opportunity for students to participate in project work, student exchange, field visit etc.		✓			
9	Opportunities for out of class room learning (Seminar, Workshop, Competitions etc.)		✓			
10	Overall Learning Experience	✓				

Prepared by IQAC





Birjhora Kanya Mahavidyalaya
Estd. 1993
Bongaigaon, Pin – 783380, Assam
Affiliated to Gauhati University
IQAC Feedback Form for Students
(On Curriculum, Course, Teaching-Learning and Evaluation)
Session: 2017-2018

Department:

Programme: B.A. (Major/General)

5 – Excellent, 4 – Very Good, 3 – Good, 2 – Fair, 1 – Poor

S. No.	Parameter	5	4	3	2	1
1	Curriculum and Syllabi of the Courses					
2	Cover the entire syllabus within time					
3	Course delivery by faculty members in the class					
4	Makes class interesting with new and innovative method					
5	Fairness in the internal assessment & assignment					
6	Usage of teaching aids and ICT in the class by faculty to facilitate teaching					
7	Provides guidance in academic as well as non-academic matters					
8	Opportunity for students to participate in project work, student exchange, field visit etc.					
9	Opportunities for out of class room learning (Seminar, Workshop, Competitions etc.)					
10	Overall Learning Experience					

Prepared by IQAC