



“STUDENTS’ FEEDBACK ANALYSIS & ACTION TAKEN

on Curriculum, Course, Teaching-Learning and Evaluation Process”

Prepared by IQAC, Birjhora Kanya Mahavidyalaya Bongaigaon, Assam. Pin -783380

For the session 2019 -2020

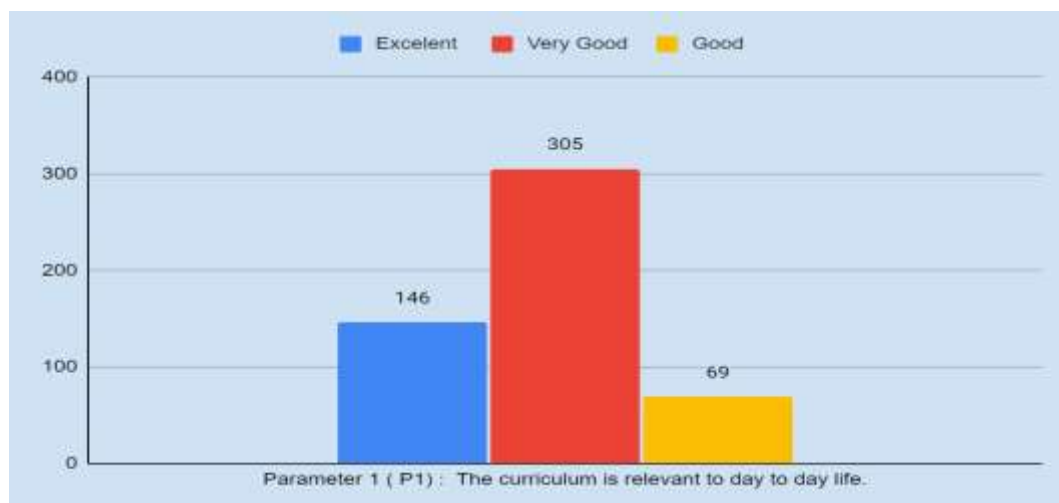
1. Day and Date : 12th Dec, 2019, Thursday
2. Feedback is taken for : Measuring Students’ satisfaction level
3. Total no. of Students : 769 nos.
4. Number of feedback collected : 520 nos. of feedback *randomly collected* from the students of respective departments of our college.
5. Sample size : 67.62% .
6. Frequency : Once in an academic session .
7. Purpose of feedback : *Feedback is designed to determine the students’ satisfaction level on 9 points parameters about Curriculum ,Course,Teaching- Learning and Evaluation.*
8. Students satisfaction level taken into consideration on 9 parameters :
 - Parameter 1 (P1) : The curriculum is relevant to day to day life.
 - Parameter 2 (P2) : Cover the entire syllabus within time .
 - Parameter 3 (P3) : Course delivery by faculty members in the class.
 - Parameter 4 (P4) : Makes class interesting with new and innovative method .
 - Parameter 5 (P5) : Fairness in the internal assessment & assignment.
 - Parameter 6 (P6) : Usage of teaching aids and ICT in the class by faculty to facilitate teaching .
 - Parameter 7 (P7) : Faculty members are co-operative and helpful.
 - Parameter 8 (P8) : Opportunity for students to participate in project work, students exchange, field visit etc.
 - Parameter 9 (P9) : Opportunities for out of class room learning (Seminar, Workshop, Competitions etc.

9. Students’ Feedback analysis and action Taken for the session 2019-2020 :

(a). Students’ feedback analysis with bar diagram

Parameter 1 (P1) : The curriculum is relevant to day to day life.

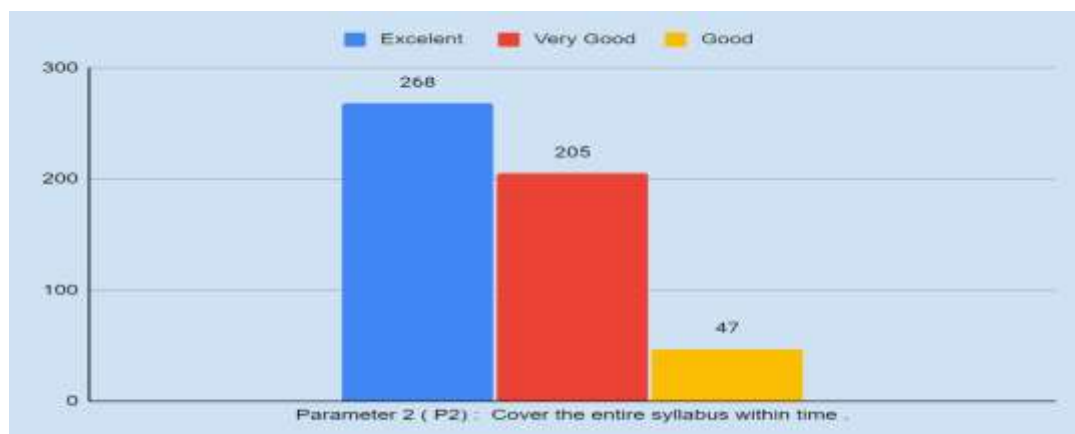
Total responses = 520 nos .





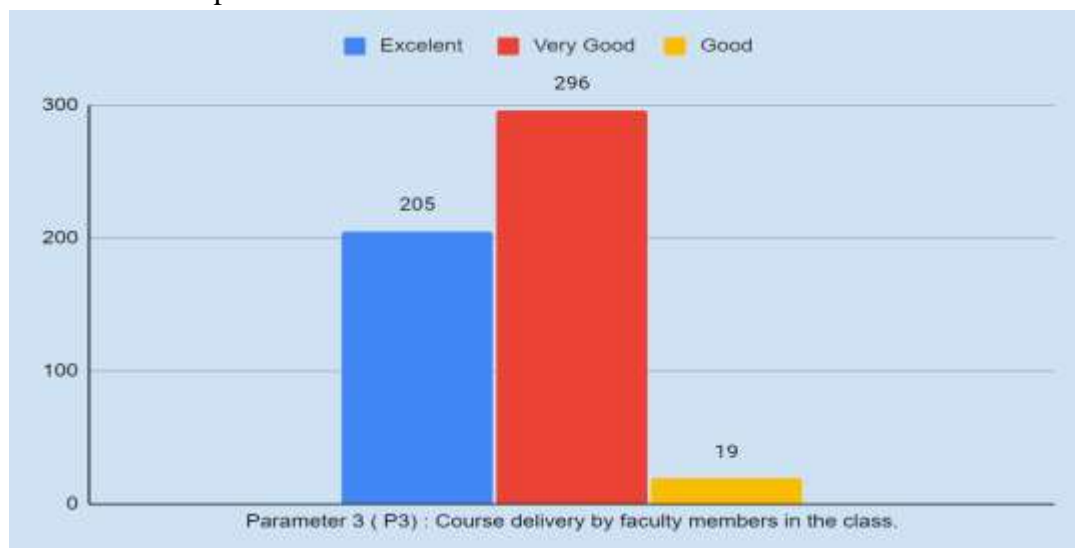
Parameter 2 (P2) : Cover the entire syllabus within time.

Total responses = 520 nos .



Parameter 3 (P3) : Course delivery by faculty members in the class.

Total responses = 520 nos .



Parameter 4 (P4) : Makes class interesting with new and innovative method .

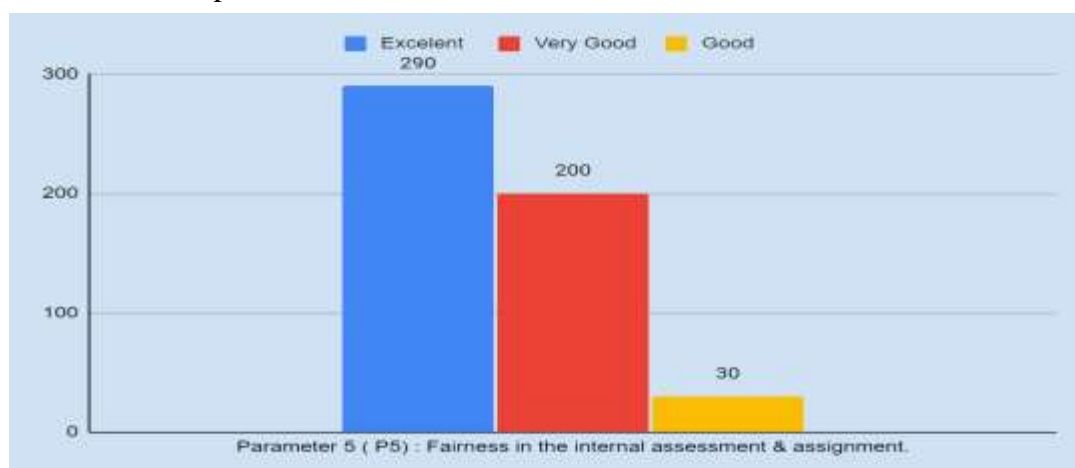
Total responses = 520 nos .





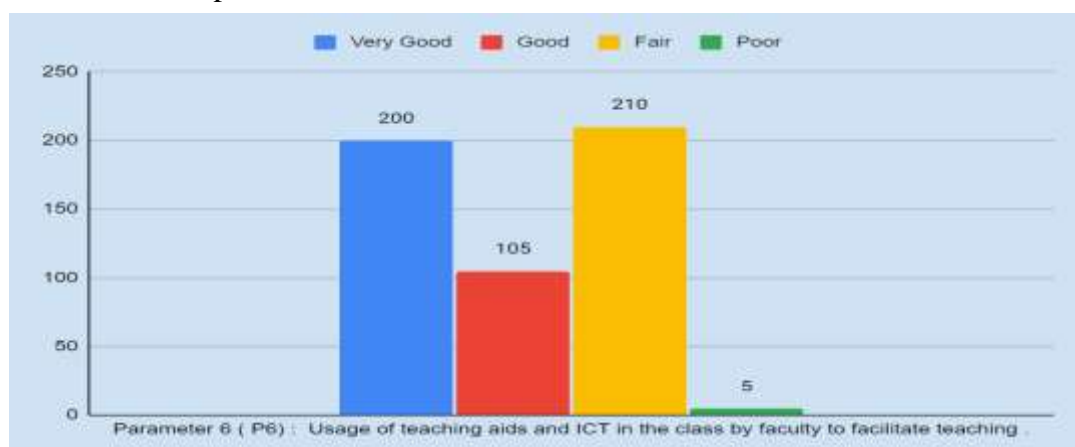
Parameter 5 (P5) : Fairness in the internal assessment & assignment.

Total responses = 520 nos.



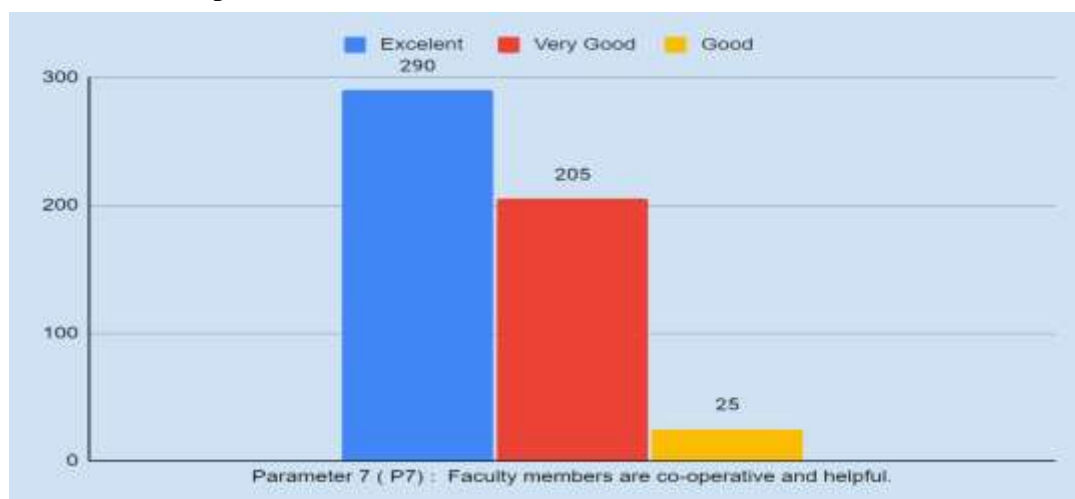
Parameter 6 (P6) : Usage of teaching aids and ICT in the class by faculty to facilitate teaching .

Total responses = 520 nos .



Parameter 7 (P7) : Faculty members are co-operative and helpful.

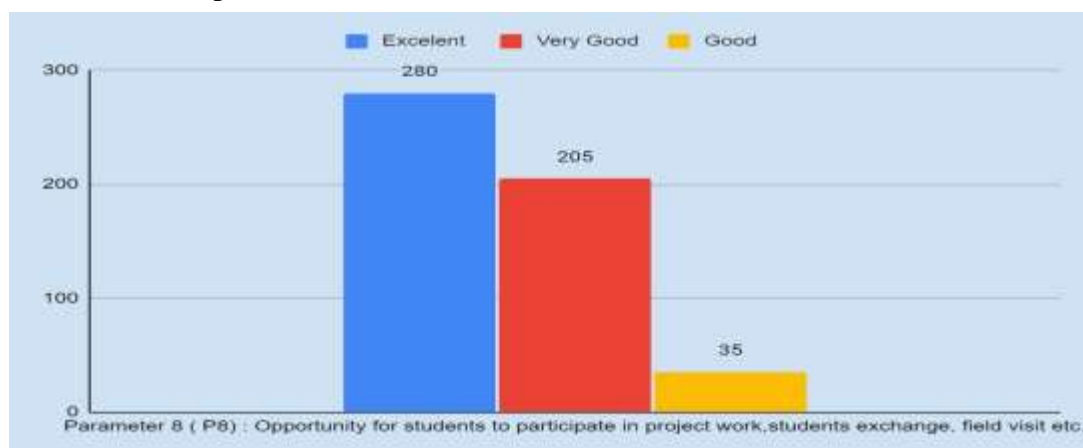
Total responses = 520 nos .





Parameter 8 (P8) : Opportunity for students to participate in project work,students exchange, field visit Etc.

Total responses = 520 nos.



Parameter 9 (P9) : Opportunities for out of class room learning (Seminar,Workshop, Competitions etc.)

Total responses = 520 nos.



(b.) Data Analysis :

Parameter	Students Responses (in %)					
	Excellent	Very Good	Good	Fair	Poor	Total
Parameter 1 (P1) : The curriculum is relevant to day to day life.	146	305	69	0	0	520
	28.07%	58.65%	13.26%	-	-	
Parameter 2 (P2) : Cover the entire syllabus within time.	268	205	47	0	0	520
	51.53%	39.42%	9.03%	-	-	
Parameter 3 (P3) : Course delivery by faculty members in the class.	205	296	19	0	0	520
	39.42%	56.92%	3.65%	-	-	
Parameter 4 (P4) : Makes class interesting with new and innovative method.	9	205	296	10	0	520
	1.73%	39.42%	56.92%	1.92%	-	
Parameter 5 (P5) : Fairness in the internal assessment & assignment.	290	200	30	0	0	520
	55.76%	38.46%	5.76%	-	-	



Parameter 6 (P6) : Usage of teaching aids and ICT in the class by faculty to facilitate teaching.	0	200	105	210	0	520
	-	38.46%	20.19%	40.38%	-	
Parameter 7 (P7) : Faculty members are co-operative and helpful.	290	205	25	0	0	
	55.76%	39.42%	4.80%	-	-	
Parameter 8 (P8) : Opportunity for students to participate in project work,students exchange, field visit etc.	280	205	35	0	0	520
	53.48%	39.42%	6.73%	-	-	
Parameter 9 (P9) : Opportunities for out of class room learning (Seminar,Workshop, Competitions etc.	30	200	280	10	0	520
	5.76%	38.46%	53.84%	1.92%		

(c). Summary of Students' Satisfaction level on 9 points parameters (Using Bar diagram):



10. Overall analysis of Students' feedback

- The level of satisfaction on the Parameter - 1, out of total number of responses 146 no. of students responded "Excellent", which is 28.07% of total responses and 305 no. of students shows their satisfaction on "VERY GOOD" which is 58.65 % which is almost 56% (in average) below from the maximum expected level of satisfaction.
- The level of satisfaction regarding Parameter – 2 is 51.53% as EXCELENT and 39.42% as VERY GOOD, which is 55% (in average) below from the maximum level of satisfaction.
- In case of parameter -3 Maximum students shows their satisfaction level as VERYGOOD i.e. 56.92% and 39.42% as EXCELENT respectively, which are 41.5% (in average) below from highest expected level.
- The level of satisfaction in case of parameter -4 Maximum students responded as GOOD and a very few responded as Excelent i.e. 56.92% and 1.73% respectively,which is 70.5% (in average) below their satisfaction level.



v) The level of satisfaction in case of parameter -5 shows maximum number of responses as EXCELLENT i.e. 55.76 % and 38.46% as VERY GOOD r , which is almost 52.5 %(in average) below the satisfaction level.

vi) The level of satisfaction in case of parameter-6 is very dissatisfying. Out of total number of responses maximum students responded on FAIR i.e. 40.38% and 38.46% on VERY GOOD respectively. Where as no responses on EXCELLENT has been found.

vii) In case of parameter- 7 the satisfaction level was 55.76 % on EXCELLENT and 39.42 % on VERY GOOD respectively, which is 52% (in average) below their highest level of satisfaction.

viii) The level of satisfaction in case of parameter- 8 is maximum on EXCELENT (i.e. 53.43%) and 39.42% on VERY GOOD respectively, than compared with other parameters.

ix) The level of satisfaction in case of parameter- 9 is maximum on GOOD (i.e. 53.84%) compare to a very few responses on EXCELENT (i.e 5.76%), which is 70% (in average) below the satisfaction level.

11. Significant Suggestions:

1. Curriculum and Syllabi need to be reviewed and forwarded to higher authority for necessary action.
2. The HoDs should monitor and ensure completion of the syllabus in time.
3. Recommended the faculty members to use new innovative techniques for creating interest and attention among students.
4. The needful ICT infrastructure should be developed and faculties should be given proper training on use of ICT Tools for classroom delivery.

12. Follow up action:

The Feedback report was discussed with the Principal and the HODs of each department. The suggestions were also discussed and the HODs were requested to take measures for implementing the suggestions. The principal assured to take measures for improvement of infrastructure as far as possible.

Principal I/C

(Nalini Das Baishya)

Birjhora Kanya Mahavidyalaya,
Bongaigaon, Assam

Date : 24/02/2020

Principal I/C

Birjhora Kanya Mahavidyalaya,
Bongaigaon

Co-ordinator, IQAC

(Dr. Kalpana Kalita Das)

Birjhora Kanya Mahavidyalaya,
Bongaigaon, Assam

Date : 24/02/2020

Co-ordinator
IQAC

Birjhora Kanya Mahavidyalaya,
Bongaigaon

Enclosures: 1. feedback form.

Sample Copy

Birjhora Kanya Mahavidyalaya

Estd. 1993

Bongaigaon, Pin – 783380, Assam

Affiliated to Gauhati University

IQAC Feedback Form for Students

(On Curriculum, Course, Teaching-Learning and Evaluation)



Session: 2019-2020

Department: Education

Programme: B.A. (Major ☒ General ☐)

5 (Excellent), 4 (Very Good), 3 (Good), 2 (Fair), 1 (Poor)

S.No.	Parameter	5	4	3	2	1
1	The curriculum is relevant to day to day life.		✓			
2	Cover the entire syllabus within time.		✓			
3	Course delivery by faculty members in the class.		✓			
4	Makes class interesting with new and innovative method		✓			
5	Fairness in the internal assessment & assignment.		✓			
6	Usage of teaching aids and ICT in the class by faculty to facilitate teaching.				✓	
7	Faculty members are co-operative and helpful.		✓			
8	Opportunity for students to participate in project work, student exchange, field visit etc.		✓			
9	Opportunities for out of class room learning (Seminar, Workshop, Competitions etc.)		✓			



Prepared by IQAC



Blank Format

Birjhora Kanya Mahavidyalaya

Estd. 1993

Bongaigaon, Pin – 783380, Assam

Affiliated to Gauhati University

IQAC Feedback Form for Students

(On Curriculum, Course, Teaching-Learning and Evaluation)



Session: 2019-2020

Department:

Programme: B.A. (Major ☐ General ☐)

5 (Excellent), 4 (Very Good), 3 (Good), 2 (Fair), 1 (Poor)

S.No.	Parameter	5	4	3	2	1
1	The curriculum is relevant to day to day life.					
2	Cover the entire syllabus within time.					
3	Course delivery by faculty members in the class.					
4	Makes class interesting with new and innovative method					
5	Fairness in the internal assessment & assignment.					
6	Usage of teaching aids and ICT in the class by faculty to facilitate teaching.					
7	Faculty members are co-operative and helpful.					
8	Opportunity for students to participate in project work, student exchange, field visit etc.					
9	Opportunities for out of class room learning (Seminar, Workshop, Competitions etc.)					

Prepared by IQAC